

2021 Flip Into Fall District 7 Qualifier

Meet Results

Sep 25-26, 2021

Page: 1
Printed: 9/25/2021 6:45 PM

Women / 3A / All

Session: All

Judge's Signatures





| Rank | Num | Name | Gym |  |  |  |  | AA |
|------|-----|----------------------|----------------------|---|--|---|---|---------------|
| 1 | 601 | Avary Schaefer | SGA | 8.375 3 | 8.700 7T | 8.600 9 | 9.150 1 | 34.825 1 |
| 2 | 627 | Ainsley Brae Carmony | United Gymnastics | 7.800 12T | 8.700 7T | 8.750 4T | 9.050 2T | 34.300 2 |
| 3 | 603 | Cecelie Dominguez | SGA | 7.900 9T | 8.900 3 | 8.400 14 | 9.050 2T | 34.250 3 |
| 4 | 602 | Kimber MacMaster | SGA | 8.200 6T | 8.700 7T | 8.650 8 | 8.250 9 | 33.800 4 |
| 5 | 626 | Alyssa Danet | United Gymnastics | 8.200 6T | 8.350 16 | 9.050 1 | 8.125 10 | 33.725 5 |
| 6 | 624 | Audra Reiser | United Gymnastics | 7.900 9T | 8.200 19 | 8.725 6 | 8.525 6 | 33.350 6 |
| 7 | 632 | Riley Tracy | SGA | 7.450 15 | 8.600 11 | 8.900 3 | 8.300 7 | 33.250 7 |
| 8 | 605 | Imani Andrews | SGA | 8.400 2 | 8.850 4T | 8.000 18T | 7.450 20 | 32.700 8 |
| 9 | 622 | Rose Stephens | United Gymnastics | 6.900 23 | 8.725 6 | 8.150 15 | 8.850 4 | 32.625 9 |
| 10 | 631 | Athena Vick | SGA | 7.650 14 | 8.100 20 | 8.575 10 | 8.075 11T | 32.400 10 |
| 11 | 621 | Noa Whitney | United Gymnastics | 6.550 24 | 9.000 2 | 8.500 11 | 8.275 8 | 32.325 11 |
| 12 | 604 | Kate Buckheit | SGA | 7.850 11 | 8.650 10 | 8.450 13 | 6.825 23 | 31.775 12 |
| 13 | 614 | Audrey Turner | TWG | 7.050 19T | 8.250 17T | 8.125 16 | 7.775 17 | 31.200 13 |
| 14 | 620 | Nevaeh Bustos | TWG | 8.150 8 | 6.900 28 | 8.000 18T | 7.950 13 | 31.000 14 |
| 15T | 617 | McKenzie Graham | TWG | 6.150 29 | 7.750 25 | 8.475 12 | 8.550 5 | 30.925 15T |
| 15T | 623 | Emree St. Jean | United Gymnastics | 7.050 19T | 7.900 22 | 7.900 20 | 8.075 11T | 30.925 15T |
| 17 | 630 | Alessandra Gonzalez | GOSA | 6.350 26T | 8.450 15 | 8.100 17 | 7.900 15 | 30.800 17 |
| 18 | 608 | Sam Mangum | Mavericks Gymnastics | 7.300 16 | 8.250 17T | 7.250 23 | 7.875 16 | 30.675 18 |
| 19 | 625 | Kenadee Piepgrass | United Gymnastics | 7.050 19T | 8.850 4T | 7.125 24 | 7.500 19 | 30.525 19 |
| 20 | 628 | Amiyah Bines | United Gymnastics | 6.300 28 | 8.000 21 | 8.750 4T | 6.800 24 | 29.850 20 |
| 21 | 629 | Alyssa Quiroga | GOSA | 7.800 12T | 7.800 23T | 7.300 22 | 6.725 25 | 29.625 21 |
| 22 | 616 | Taylor Ortiz | TWG | 7.150 17 | 7.000 27 | 7.475 21 | 7.925 14 | 29.550 22 |
| 23 | 619 | Sofia Castillo | TWG | 6.350 26T | 7.500 26 | 7.050 27 | 7.400 21T | 28.300 23 |
| 24 | 615 | Sawyer Rubrecht | TWG | 7.000 22 | 6.850 29 | 6.550 30 | 7.400 21T | 27.800 24 |
| 25 | 610 | Bralynn Kelly | RCG | 8.250 5 | 9.075 1 | 8.975 2 | 0.000 27T | 26.300 25 |

2021 Flip Into Fall District 7 Qualifier

Meet Results

Sep 25-26, 2021

Page: 2
 Printed: 9/25/2021 6:45 PM
 Women / 3A / All
 Session: All

| Rank | Num | Name | Gym |  |  |  |  | AA |
|------|-----|--------------------|----------------------|---|--|---|---|--------------|
| 26 | 611 | Brook Lynn Vazquez | RCG | 8.300 4 | 8.550 12T | 8.700 7 | 0.000 27T | 25.550 26 |
| 27 | 618 | Kara Christmas | TWG | 6.500 25 | 5.100 30 | 6.850 29 | 6.575 26 | 25.025 27 |
| 28 | 633 | Keilani Tyler | RCG | 8.500 1 | 8.550 12T | 7.100 25T | 0.000 27T | 24.150 28 |
| 29 | 613 | Lilly Sultani | Mavericks Gymnastics | 7.100 18 | 8.475 14 | 6.900 28 | 0.000 27T | 22.475 29 |
| 30 | 606 | Paola Davis | Mavericks Gymnastics | 0.000 30 | 7.800 23T | 7.100 25T | 7.525 18 | 22.425 30 |